


NEHRU INSTITUTE OF TECHNOLOGY, COIMBATORE
BALANCE SHEET

Particulars		Schedule	As at	
			31.03.2024	31.03.2023
1	<u>SOURCE OF FUNDS</u>			
	[1] <u>CAPITAL</u>			
	(a) Capital	1	4,76,49,139	4,46,18,876
	[2] <u>TRUST ACCOUNT</u>		13,64,01,086	13,56,68,517
	[3] <u>CURRENT LIABILITIES</u>			
	(a) Sundry Creditors	2	44,75,414	37,77,639
	(b) Other Liabilities	3	87,49,891	71,74,708
			1,32,25,305	1,09,52,347
	Total		19,72,75,530	19,12,39,740
2	<u>APPLICATION OF FUNDS</u>			
	[1] <u>FIXED ASSETS</u>	4	15,26,65,491	15,41,95,725
	[2] <u>CURRENT ASSETS</u>			
	(a) Sundry Debtors	5	2,99,18,228	2,81,27,558
	(b) Cash & Bank Balances	6	1,30,09,033	77,27,382
	(c) Deposits, Loans and Advances	7	16,82,778	11,89,075
			4,46,10,039	3,70,44,015
	Total		19,72,75,530	19,12,39,740

As per our report of even date annexed
For Bindu Suresh Kumar & Associates
Chartered Accountants

For and on behalf of the Trust


E. Sureshkumar
Partner M.No: 55395




Managing Trustee

Place : Coimbatore
Date: 09.09.2024



Trustee

NEHRU INSTITUTE OF TECHNOLOGY, COIMBATORE
INCOME & EXPENDITURE ACCOUNT

Particulars			Schedule	Year ended	
				31.03.2024	31.03.2023
<u>INCOME</u>					
	(a)	Fees Received			
	(b)	Other Income		7,76,69,950	5,80,48,215
	(c)	Interest received	8	4,61,33,954	2,31,83,917
A	Total Income (a to c)			5,19,470	2,01,076
				12,43,23,374	8,14,33,208
<u>EXPENSES</u>					
	(a)	Employees Benefits	9	5,08,98,483	3,98,88,524
	(b)	Students Welfare	10	2,25,11,892	2,57,63,320
	(c)	Advertisement		55,969	11,800
	(d)	Repairs & Maintenance	11	85,53,716	1,21,77,441
	(e)	Printing and Stationery		6,66,382	9,57,480
	(f)	Power and Fuel	12	26,60,667	40,69,663
	(g)	Application and Affiliation Fees		71,79,949	34,75,965
	(h)	Communication Expenses	13	4,41,529	2,44,256
	(i)	Subscription and Periodicals		3,48,545	12,37,526
	(j)	General Expenses	14	1,09,32,469	1,09,61,724
	(k)	Interest and Bank Charges	15	1,609	1,151
	(l)	Depreciation		1,70,41,901	1,64,45,861
B	Total Expenditure (a to l)			12,12,93,111	11,52,34,711
EXCESS OF INCOME OVER EXPENDITURE (A-B)				30,30,263	(3,38,01,503)

As per our report of even date annexed
For Bindu Suresh Kumar & Associates
Chartered Accountants

For and on behalf of the Trust


E. Sureshkumar
Partner M.No: 055395




Managing Trustee

Place : Coimbatore
Date: 09.09.2024


Trustee


STATEMENT OF RECIEPTS AND PAYMENTS FOR THE YEAR ENDED 31.03.2024

SL NO	PARTICULARS	31.3.2024	31.3.2023
1	RECIEPTS		
	[1] <u>REVENUE RECIEPTS</u>		
	(a) Fees Received	12,20,13,234	6,45,36,724
	(b) Other income	-	2,31,83,917
	(c) Interest received	5,19,470	2,01,076
	TOTAL	12,25,32,704	8,79,21,717
	[2] <u>CAPITAL RECIEPTS</u>		
	(a) Refundable Liabilities	7,49,081	-5,23,206
	(b) Term Loan Aailed	-	-
	TOTAL	7,49,081	-5,23,206
	Total Reciepts (1+2)	12,32,81,785	8,73,98,511
2	PAYMENTS		
	[1] <u>REVENUE PAYMENTS</u>		
	(a) Employee Benfits	5,00,21,410	3,92,04,891
	(b) Students Welfare	2,27,10,563	2,39,68,413
	(c) Advertisment	55,969	11,800
	(d) Maintanance charges	88,76,874	1,33,29,135
	(e) Printing and stationery	5,11,414	8,65,886
	(f) Power and fuel	27,06,808	38,72,484
	(g) Application and affiliation	71,79,949	34,75,965
	(h) Communication expense	4,41,529	2,44,256
	(i) General Expenses	1,09,26,579	1,09,31,300
	(j) Subscription and periodicals	3,48,545	12,37,526
	(k) Interest and Bank Charges	1,609	1,151
	TOTAL	10,37,81,249	9,71,42,807
	[2] <u>CAPITAL PAYMENTS</u>		
	(a) Fixed assets	1,44,57,751	2,57,61,486
	(b) Refundable Advance	4,93,703	-24,35,512
	(c) Repayment of loan	-	-
	TOTAL	1,49,51,454	2,33,25,974
	TRUST ACCOUNT	-7,32,569	-3,72,10,758
	Total Payments (1+2)	11,80,00,134	8,32,58,023
	<u>NET CASH INFLOW/(OUTFLOW)</u>	52,81,651	41,40,488

NEHRU INSTITUTE OF TECHNOLOGY
STATEMENT OF RECIEPTS AND PAYMENTS FOR THE YEAR ENDED 31.03.2024

		ADD: OPENING BALANCE		
	(a)	Cash in hand	6,56,719	70,022
	(b)	Cash at bank	70,70,662	35,16,871
	(c)	Earmarked Account	-	-
		TOTAL	77,27,381	35,86,893
		CLOSING BALANCE		
	(a)	Cash in hand	1,36,811	6,56,719
	(b)	Cash at bank	1,28,72,221	70,70,662
	(c)	Earmarked Account	-	-
		TOTAL	1,30,09,032	77,27,381

As per our report of even date annexed
For Bindu Suresh Kumar & Associates
Chartered Accountants


E.Sureshkumar
Partner M.No:055395



For and on behalf of the Trust


Managing Trustee

Place: Coimbatore
Date : 09.09.2024


Trustee

NEHRU INSTITUTE OF TECHNOLOGY, COIMBATORE

SCHEDULES ANNEXED TO BALANCE SHEET

[illegible]

NEHRU INSTITUTE OF TECHNOLOGY, COIMBATORE
SCHEDULE - 4 - FIXED ASSETS FOR THE YEAR ENDED 31.03.2024

SL NO	PARTICULARS	WDV AS ON 01.04.2023	ADDITIONS		DELETION	TOTAL	RATE	DEPRECIATION		TOTAL	WDV AS ON 31.03.2024
			UP TO 3RD OCT	AFTER 3RD OCT				UP TO 3RD OCT	AFTER 3RD OCT		
1	LAND	96,83,558	-	-	-	96,83,558	-	-	-	-	96,83,558
2	BUILDING ACADEMIC BLOCK	1,81,17,499	-	-	-	1,81,17,499	10%	18,11,750	-	18,11,750	1,63,05,749
3	BUILDING JIT	6,66,08,705	20,20,808	10,78,443	-	6,97,07,956	10%	68,62,951	53,922	69,16,873	6,27,91,083
4	BUILDING CANTEN BLOCK	1,00,82,875	2,14,562	2,57,939	-	1,05,55,376	10%	10,29,744	12,897	10,42,641	95,12,735
5	AIR CONDITIONER	8,15,007	3,08,252	59,501	-	11,82,760	10%	1,12,326	2,975	1,15,301	10,67,459
6	BOREWELL	2,44,266	-	4,94,352	-	7,38,618	10%	24,427	24,718	49,145	6,89,473
7	CAMERA	5,01,699	-	4,42,949	-	9,44,648	10%	50,170	22,147	72,317	8,72,331
8	ELECTRICAL EQUIPMENTS	21,43,592	88,912	4,08,452	-	26,40,956	10%	2,23,250	20,423	2,43,673	23,97,283
9	EPABX	47,674	66,068	-	-	1,13,742	10%	11,374	-	11,374	1,02,368
10	FAX MACHINE	1,421	-	-	-	1,421	10%	1,421	-	1,421	-
11	FIRE EQUIPMENT	3,62,881	14,455	-	-	3,77,336	10%	37,734	-	37,734	3,39,602
12	FURNITURE	96,48,477	15,84,555	18,33,317	-	1,30,66,349	10%	11,23,303	91,666	12,14,969	1,18,51,380
13	GYM EQUIPMENTS	3,97,255	-	-	-	3,97,255	10%	39,726	-	39,726	3,57,529
14	KITCHEN EQUIPMENTS	12,28,008	-	-	-	12,28,008	10%	1,22,801	-	1,22,801	11,05,207
15	LAB EQUIPMENTS	1,37,11,656	5,58,363	3,07,980	-	1,45,77,999	10%	14,27,002	15,399	14,42,401	1,31,35,598
16	LIBRARY BOOKS	44,16,362	3,900	3,04,808	-	47,25,070	10%	4,42,026	15,240	4,57,266	42,67,804
17	LIFT	12,01,078	1,30,000	-	-	13,31,078	10%	1,33,108	-	1,33,108	11,97,970
18	OHP	1,08,238	-	-	-	1,08,238	10%	10,824	-	10,824	97,414
19	PROJECTOR	13,89,820	24,266	2,30,906	-	16,44,992	10%	1,41,409	11,545	1,52,954	14,92,038
20	SEWAGE TREATMENT PLANT	3,20,857	-	-	-	3,20,857	10%	32,086	-	32,086	2,88,771

21	SPORTS ITEM	10,42,467	1,79,350	6,26,900	-	18,48,717	10%	1,22,182	31,345	1,53,527	16,95,190
22	SOLAR LIGHT	2,37,120	-	1,39,432	-	3,76,552	10%	23,712	6,972	30,684	3,45,868
23	TELEVISION	49,309	-	18,880	-	68,189	10%	4,931	944	5,875	62,314
24	WATER PURIFIER	4,99,722	1,92,151	-	-	6,91,873	10%	69,187	-	69,187	6,22,686
25	XEROX MACHINE	1,72,406	-	-	-	1,72,406	10%	17,241	-	17,241	1,55,165
26	OFFICE EQUIPMENTS	7,665	7,22,160	-	-	7,29,825	10%	72,983	-	72,983	6,56,842
27	OPEN AUDITORIUM	-	4,05,450	-	-	4,05,450	10%	40,545	-	40,545	3,64,905
	TOTAL [A]	14,30,39,617	65,13,252	62,03,859	-	15,57,56,728		1,39,88,213	3,10,193	1,42,98,406	14,14,58,322
29	BUS	40,87,697	-	-	-	40,87,697	15%	6,13,155	-	6,13,155	34,74,542
30	CAR	3,52,966	-	-	-	3,52,966	15%	52,945	-	52,945	3,00,021
31	GENERATOR	1,29,346	-	-	-	1,29,346	15%	19,402	-	19,402	1,09,944
32	PLANT,MACHINERY AND TOOLS	31,71,983	-	-	-	31,71,983	15%	4,75,797	-	4,75,797	26,96,186
33	PRINTER	43,216	3,98,250	1,28,035	-	5,69,501	15%	66,220	9,603	75,823	4,93,678
34	R O PLANT	6,22,236	-	-	-	6,22,236	15%	93,335	-	93,335	5,28,901
35	UPS	4,41,260	-	-	-	4,41,260	15%	66,189	-	66,189	3,75,071
36	TRACTOR	6,77,410	-	-	-	6,77,410	15%	1,01,612	-	1,01,612	5,75,798
	TOTAL [B]	95,26,114	3,98,250	1,28,035	-	1,00,52,399	-	14,88,655	9,603	14,98,258	85,54,141
37	COMPUTER	16,29,994	5,10,309	15,70,342	-	37,10,645	40%	8,56,121	3,14,068	11,70,189	25,40,456
38	AUTOMATION SOFTWARE	-	1,87,620	-	-	1,87,620	40%	75,048	-	75,048	1,12,572
	TOTAL [C]	16,29,994	6,97,929	15,70,342	-	38,98,265	-	9,31,169	3,14,068	12,45,237	26,53,028
	GRAND TOTAL [A+B+C]	15,41,95,725	76,09,431	79,02,236	-	16,97,07,392	-	1,64,08,037	6,33,864	1,70,41,901	15,26,65,491

NEHRU INSTITUTE OF TECHNOLOGY, COIMBATORE
SCHEDULES ANNEXED TO BALANCE SHEET

Particulars			As at	
			31.03.2024	31.03.2023
Schedule - 6				
	<u>CASH & BANK BALANCES</u>			
(a)	Cash in Hand		1,36,811	6,56,719
	<u>Bank Account</u>			
	<u>In Savings Account</u>			
(b)	HDFC Bank - 100950		5,74,431	33,60,563
(c)	City Union Bank		2,49,500	20,22,172
	<u>In Current Account</u>			
(d)	Canara Bank - 4661		20,39,599	13,74,868
(e)	Canara Bank - 3769		8,691	3,13,059
	<u>In Fixed Deposit Account</u>			
(f)	City Union Bank - 7553		1,00,00,000	-
	Total		1,30,09,033	77,27,382
Schedule - 7				
	<u>DEPOSITS, LOANS AND ADVANCES</u>			
(a)	Advance For Expenses		71,774	94,736
(b)	Salary Advance		5,31,700	62,000
(c)	Prepaid Expenses		4,27,995	-
(d)	Sakthi Agencies		1,17,500	-
(e)	Sree Krishna Floors and Pavers		2,44,000	-
(p)	R.Jaganathan		-	1,06,250
(s)	Elshaddai Engineering Equipments		-	4,80,000
(t)	Maxon		-	1,64,000
	<u>Security Deposits :</u>			
(a)	Electricity Deposit		2,77,809	2,70,089
(b)	Gas Deposit		12,000	12,000
	Total		16,82,778	11,89,075

NEHRU INSTITUTE OF TECHNOLOGY, COIMBATORE
SCHEDULE ANNEXED TO INCOME & EXPENDITURE ACCOUNT

Particulars			Year ended	
			31.03.2024	31.03.2023
<u>Schedule - 8</u>				
<u>OTHER INCOME</u>				
(a)	Hostel Fees		3,52,62,660	1,92,01,150
(b)	Bus Fees		61,38,649	39,82,767
(c)	Miscellaneous Income		47,32,645	-
	Total		4,61,33,954	2,31,83,917
<u>Schedule - 9</u>				
<u>EMPLOYEES BENEFITS</u>				
(a)	Salary		4,89,76,202	3,87,47,910
(b)	EPF		6,03,306	5,54,342
(c)	ESIC		1,35,701	1,29,692
(d)	Gratuity		9,24,001	3,30,679
(e)	Staff Welfare		2,59,273	1,25,901
	Total		5,08,98,483	3,98,88,524
<u>Schedule - 10</u>				
<u>STUDENTS WELFARE</u>				
(a)	Celebration Expenses		9,94,440	1,68,812
(b)	Seminars / Workshop		1,96,628	7,26,576
(c)	Placement Expenses		10,85,794	63,199
(d)	Students Transportation		24,34,272	75,76,167
(e)	Nehru Vigyan Scholarship		16,02,000	23,68,750
(f)	Hostel Expenses		1,41,77,463	1,29,24,857
(g)	Student Welfare		15,29,190	7,71,974
(h)	Sports Expenses		3,34,235	10,50,975
(i)	Student Insurance		1,57,870	1,12,010
	Total		2,25,11,892	2,57,63,320
<u>Schedule - 11</u>				
<u>REPAIRS & MAINTENANCES</u>				
(a)	AMC Charges		3,59,415	2,48,633
(b)	Garden Maintenance		11,05,170	7,51,312
(c)	Generator Maintenance		36,195	4,37,729
(d)	House Keeping		23,62,147	16,09,515
(e)	Vehicle Maintenance		7,81,183	16,69,751
(f)	Other Maintenance		13,74,015	15,09,167
(g)	Computer Maintenance		1,21,605	1,11,575
(h)	Building Maintenance		10,38,242	45,18,796
(i)	Electrical Maintenance		13,75,744	13,20,963
	Total		85,53,716	1,21,77,441

NEHRU INSTITUTE OF TECHNOLOGY, COIMBATORE
SCHEDULE ANNEXED TO INCOME & EXPENDITURE ACCOUNT

Particulars			Year ended	
			31.03.2024	31.03.2023
<u>Schedule - 12</u>				
	<u>POWER AND FUEL</u>			
(a)	Electricity Charges		22,30,831	36,18,167
(b)	Generator Expenses		4,29,836	4,51,496
	Total		26,60,667	40,69,663
<u>Schedule - 13</u>				
	<u>COMMUNICATION EXPENSES</u>			
(a)	Postage & Telephone		1,56,040	38,812
(b)	Internet Expenses		2,82,964	1,20,956
(c)	Website Expenses		2,525	84,488
	Total		4,41,529	2,44,256
<u>Schedule - 14</u>				
	<u>GENERAL EXPENSES</u>			
(a)	Office and Other Expenses		11,20,784	4,77,442
(b)	Travelling Expenses		87,344	1,08,857
(c)	Security Charges		20,18,558	14,79,202
(d)	Charity Expenses		1,55,448	-
(e)	Insurance		5,33,324	1,81,003
(f)	Lab Consumables		1,08,449	4,27,604
(g)	Membership Fee		80,500	1,35,400
(h)	Admission Expenses		18,25,833	56,07,097
(i)	Freight Charges		-	16,862
(j)	Accreditation Expenses		19,662	25,28,257
(k)	Academic Expenses		5,73,754	-
(l)	Consultancy Charges		40,30,000	-
(m)	Inspection Expenses		3,78,813	-
	Total		1,09,32,469	1,09,61,724
<u>Schedule - 15</u>				
	<u>INTEREST AND BANK CHARGES</u>			
(a)	Bank Charges		1,609	1,151
	Total		1,609	1,151