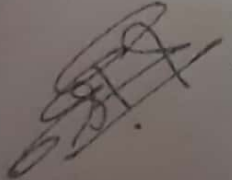



NEHRU INSTITUTE OF TECHNOLOGY, COIMBATORE
BALANCE SHEET

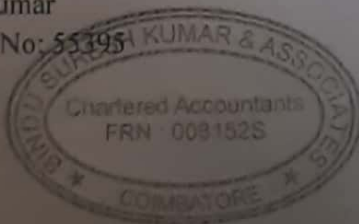
Particulars	Schedule	As at	
		31.03.2018	31.03.2017
		₹	₹
1 SOURCE OF FUNDS			
[1] <u>CAPITAL</u>			
(a) Capital	1	15,26,12,501	17,10,04,092
[2] <u>LOAN</u>			
Secured Loan	2	-	7,61,723
[3] <u>TRUST ACCOUNT</u>		7,80,62,430	5,47,46,596
[4] <u>CURRENT LIABILITIES</u>			
(a) Sundry Creditors	3	22,995	39,35,789
(b) Other Liabilities	4	52,00,642	46,72,296
		52,23,637	86,08,085
Total		23,58,98,568	23,51,20,496
2 APPLICATION OF FUNDS			
[1] <u>FIXED ASSETS</u>	5	20,88,49,118	21,14,02,999
[2] <u>CURRENT ASSETS</u>			
(a) Sundry Debtors	6	2,02,23,698	1,53,54,327
(b) Cash & Bank Balances	7	63,22,278	78,07,195
(c) Deposits, Loans and Advances	8	5,03,474	5,55,975
		2,70,49,450	2,37,17,497
Total		23,58,98,568	23,51,20,496

As per our report of even date annexed
For Bindu Suresh Kumar & Associates
Chartered Accountants


For and on behalf of the Trust


E. Sureshkumar
Partner M.No: 55395


Managing Trustee



Place : Coimbatore
Date : 14.08.2018

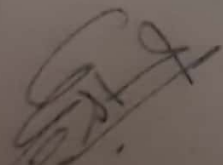

Trustee


NEHRU INSTITUTE OF TECHNOLOGY, COIMBATORE
INCOME & EXPENDITURE ACCOUNT


Particulars	Schedule	Year ended	
		31.03.2018	31.03.2017
		₹	₹
INCOME			
(a) Fees Received		7,47,27,188	9,42,64,896
(b) Hostel fees		97,72,950	-
(c) Interest received		2,40,205	3,06,493
(d) Miscellaneous Income		31,900	2,42,108
A Total Income (a to d)		8,47,72,243	9,48,13,497
EXPENSES			
(a) Employees Benefits	9	5,01,28,657	4,67,87,250
(b) Students Welfare	10	1,16,10,091	1,16,25,463
(c) Repairs & Maintenance	11	1,06,12,976	75,66,850
(d) Printing and Stationery		9,93,740	12,99,813
(e) Power and Fuel	12	34,68,124	34,60,579
(f) Approval and Affiliation Fees		6,67,500	5,12,523
(g) Communication Expenses	13	5,15,497	8,15,292
(h) Subscription and Periodicals		1,33,458	5,86,814
(i) General Expenses	14	40,01,487	42,75,273
(j) Interest and Bank Charges		51,031	2,26,916
(k) Depreciation		2,09,81,273	2,23,77,341
B Total Expenditure (a to k)		10,31,63,834	9,95,34,114
EXCESS OF EXPENDITURE OVER INCOME (A-B)		(1,83,91,591)	(47,20,617)


As per our report of even date annexed
for Bindu Suresh Kumar & Associates
Chartered Accountants

For and on behalf of the Trust


E. Suresh Kumar
Partner M. No: 055395


Managing Trustee




Trustee

Place : Coimbatore
Date : 14.08.2018

NEHRU INSTITUTE OF TECHNOLOGY, COIMBATORE
SCHEDULES ANNEXED TO BALANCE SHEET

Particulars	As at	
	31.03.2018	31.03.2017
	₹	₹
<u>Schedule - 1</u>		
<u>CAPITAL</u>		
(a) Opening Balance	17,10,04,092	17,57,24,709
Less : Excess of Expenditure over Income	(1,83,91,591)	(47,20,617)
Total	15,26,12,501	17,10,04,092
<u>Schedule - 2</u>		
<u>SUNDRY CREDITORS</u>		
(a) Sundaram Finance Ltd	-	7,61,723
Total	-	7,61,723
<u>Schedule - 3</u>		
<u>SUNDRY CREDITORS</u>		
(a) ASI Sales Pvt Ltd	-	1,50,000
(b) Amba Hardwares	9,449	1,34,786
(c) Anamallais Agencies	-	7,803
(d) Skywalk Media	-	7,622
(e) VPS Enterprises	-	1,09,725
(f) Kings Industries	-	5,05,140
(g) Shubham Hardwares	-	40,780
(h) Perfect Agencies	-	1,55,019
(i) Quality Machinery Suppliers	-	7,805
(j) Sri Vinayaga Catering Service	-	1,59,064
(k) Bharath Sanchar Nigam Ltd	-	1,29,087
(l) Crossfields Water Purifier	-	27,900
(m) In-Sync Solutions	-	2,50,193
(n) Kamala Electricals	-	29,362
(o) Microsystems	-	92,295
(p) Paras Ceramics	-	7,99,346
(q) Pooja Marbles	-	2,44,948
(r) Raja Glass & Plywoods	13,546	22,676
(s) Seedz	-	1,26,850
(t) Shankar Timber Mart	-	45,900
(u) Shanthi Water Supply	-	17,850
(v) Sys Tech	-	9,100
(w) Aravind Water Supply	-	23,400
(x) Kings Windows Inc.,	-	3,12,402
(y) Suvi Industries	-	26,736
(z) Visanthi & Co	-	5,00,000
Total	22,995	39,35,789

NEHRU INSTITUTE OF TECHNOLOGY, COIMBATORE
SCHEDULES ANNEXED TO BALANCE SHEET

Particulars	As at	
	31.03.2018	31.03.2017
	₹	₹
Schedule - 4		
<u>OTHER LIABILITIES</u>		
(a) Salary Payable	37,47,604	33,96,499
(b) Scholarship Payable	3,38,644	2,62,019
(c) TDS Payable	54,000	93,900
(d) ESI Payable	50,766	6,268
(e) EPF Payable	1,66,914	18,709
(f) Electricity Payable	2,69,855	1,92,822
(g) First Graduate Scholarship	-	65,500
(h) Retention	5,72,859	6,36,579
Total	52,00,642	46,72,296
Schedule - 5		
<u>FIXED ASSETS</u>		
(a) Gross Block	22,98,30,391	23,37,80,340
Less : Depreciation	2,09,81,273	2,23,77,341
Total	20,88,49,118	21,14,02,999
Schedule - 6		
<u>SUNDRY DEBTORS</u>		
(a) Fees Receivable	2,02,23,698	1,53,54,327
Total	2,02,23,698	1,53,54,327
Schedule - 7		
<u>CASH & BANK BALANCES</u>		
(a) Cash in Hand	66,354	21,62,424
<u>In Current Account</u>		
(b) Syndicate Bank	10,33,325	5,81,691
<u>Fixed Deposit</u>		
(c) Syndicate Bank	52,22,599	50,63,080
Total	63,22,278	78,07,195
Schedule - 8		
<u>DEPOSITS, LOANS AND ADVANCES</u>		
(a) Crystal Watekk	-	1,15,000
(b) Uniform	-	14,250
(c) Advance For Expenses	1,70,885	66,700
(d) Salary Advance	50,500	-
<u>Security Deposits :</u>		
(a) Electricity Deposit	2,70,089	3,48,025
(b) Gas Deposit	12,000	12,000
Total	5,03,474	5,55,975

NEHRU INSTITUTE OF TECHNOLOGY, COIMBATORE

SCHEDULE - 5 - FIXED ASSETS FOR THE YEAR ENDED 31.03.2018

Sl NO	PARTICULARS	WDV AS ON 01.04.2017	ADDITIONS		DELETION	TOTAL	RATE	DEPRECIATION		TOTAL	WDV AS ON 31.03.2018
			BEFORE SEPT	AFTER SEPT				UP TO SEPT	AFTER SEPT		
1	LAND	96,83,558	-	-	-	96,83,558	-	-	-	-	96,83,558
2	BUILDING ACADEMIC BLOCK	3,32,95,909	-	7,53,500	-	3,40,49,409	10%	33,29,591	37,675	33,67,266	3,06,82,143
3	BUILDING JIT	9,96,03,537	-	1,20,60,032	-	11,16,63,569	10%	99,60,354	6,03,002	1,05,63,356	10,11,00,213
4	AIR CONDITIONER	5,16,072	75,036	4,35,000	-	10,26,108	10%	59,111	21,750	80,861	9,45,247
5	CAMERA	1,73,947	-	-	-	1,73,947	10%	17,395	-	17,395	1,56,552
6	ELECTRIALS EQUIPMENTS	29,53,111	1,74,742	2,22,461	-	33,50,314	10%	3,12,785	11,123	3,23,908	30,26,406
7	EPABX	39,669	-	-	-	39,669	10%	3,967	-	3,967	35,702
8	FAX MACHINE	2,675	-	-	-	2,675	10%	268	-	268	2,407
9	FURNITURE	1,31,86,610	3,27,155	1,14,384	-	1,36,28,149	10%	13,51,377	5,719	13,57,096	1,22,71,053
10	LAB EQUIPMENTS	1,13,92,702	8,09,172	-	-	1,22,01,874	10%	12,20,187	-	12,20,187	1,09,81,687
11	LIBRARY BOOKS	44,64,751	-	10,14,864	-	54,79,615	10%	4,46,475	50,743	4,97,218	49,82,397
12	OHP	1,58,398	-	42,890	-	2,01,288	10%	15,840	2,145	17,985	1,83,303
13	SPORTS ITEM	14,80,026	-	2,87,274	-	17,67,300	10%	1,48,003	14,364	1,62,367	16,04,933
14	WATER PURIFIER	4,25,811	-	-	-	4,25,811	10%	42,581	-	42,581	3,83,230
15	XEROX MACHINE	30,832	52,480	-	-	83,312	10%	8,331	-	8,331	74,981
16	KITCHEN EQUIPMENTS	12,89,530	25,960	-	-	13,15,490	10%	1,31,549	-	1,31,549	11,83,941
17	TELEVISION	14,620	-	-	-	14,620	10%	1,462	-	1,462	13,158
18	BOREWELL	4,59,630	-	-	-	4,59,630	10%	45,963	-	45,963	4,13,667
19	FIRE EQUIPMENT	6,82,825	-	-	-	6,82,825	10%	68,283	-	68,283	6,14,542

25	PROJECTOR	2,37,683	-	43,904	-	2,81,587	10%	23,768	2,195	25,963	2,55,624
26	GYM EQUIPMENTS	7,32,425	-	14,287	-	7,46,712	10%	73,243	714	73,957	6,72,755
27	SEWAGE TREATMENT PLANT	-	6,03,750	-	-	6,03,750	10%	60,375	-	60,375	5,43,375
	[A]	18,08,24,321	20,68,295	1,49,88,596	-	19,78,81,212	-	1,73,20,908	7,49,430	1,80,70,338	17,96,10,874
23	BUS	1,23,65,266	-	-	-	1,23,65,266	15%	18,54,790	-	18,54,790	1,05,10,476
24	CAR	9,35,879	-	-	-	9,35,879	15%	1,40,382	-	1,40,382	7,95,497
25	MACHINERY AND TOOLS	27,03,277	1,00,123	-	-	28,03,400	15%	4,20,510	-	4,20,510	23,82,890
26	UPS	3,31,904	-	2,96,000	-	6,27,904	15%	49,786	22,200	71,986	5,55,918
27	GENERATOR	3,42,958	-	-	-	3,42,958	15%	51,444	-	51,444	2,91,514
28	PRINTER	19,762	14,700	-	-	34,462	15%	5,169	-	5,169	29,293
29	R O PLANT	15,38,397	-	-	-	15,38,397	15%	2,30,760	-	2,30,760	13,07,637
	[B]	1,82,37,443	1,14,823	2,96,000	-	1,86,48,266	-	27,52,841	22,200	27,75,041	1,58,73,225
30	COMPUTER	2,18,464	90,000	62,540	-	3,71,004	40%	1,23,386	12,508	1,35,894	2,35,110
	[C]	2,18,464	90,000	62,540	-	3,71,004	-	1,23,386	12,508	1,35,894	2,35,110
	BUILDING WORK IN PROGRESS										
31	BUILDING CANTEEN BLOCK	1,21,22,771	4,90,475	3,16,663	-	1,29,29,909	-	-	-	-	1,29,29,909
	[D]	1,21,22,771	4,90,475	3,16,663	-	1,29,29,909	-	-	-	-	1,29,29,909
	GRAND TOTAL [A+B+C]	21,14,02,999	27,63,593	1,56,63,799	-	22,98,30,391	-	2,01,97,135	7,84,138	2,09,81,273	20,88,49,118

NEHRU INSTITUTE OF TECHNOLOGY, COIMBATORE
SCHEDULE ANNEXED TO INCOME & EXPENDITURE ACCOUNT

Particulars	Year ended	
	31.03.2018	31.03.2017
	₹	₹
<u>Schedule - 9</u>		
<u>EMPLOYEES BENEFITS</u>		
(a) Salary	4,74,64,635	4,63,02,919
(b) ESIC	9,02,095	55,906
(c) EPF	13,64,712	1,30,122
(d) Staff Welfare	3,97,215	2,98,312
Total	5,01,28,657	4,67,87,250
<u>Schedule - 10</u>		
<u>STUDENTS WELFARE</u>		
(a) Award & Prizes	8,59,568	5,000
(b) Celebration Expenses	4,34,138	15,26,753
(c) Seminars / Workshop	8,92,229	12,62,144
(d) Sports Expenses	1,96,490	3,65,792
(e) Students Transportation	72,68,051	63,48,146
(f) Student Welfare	1,23,050	6,29,558
(g) Nehru Vigyan Scholarship	14,60,350	11,14,100
(h) Insurance	1,36,215	1,64,970
(i) Industrial Visit	2,40,000	2,09,000
Total	1,16,10,091	1,16,25,463
<u>Schedule - 11</u>		
<u>REPAIRS & MAINTENANCES</u>		
(a) Building Maintenance	41,06,465	1,49,871
(b) House Keeping	13,79,953	14,24,953
(c) Computer Maintenance	45,236	57,115
(d) Garden Maintenance	4,52,895	2,64,645
(e) Generator Maintenance	87,138	-
(f) Repairs & Maintenance	8,89,436	34,80,434
(g) Vehicle Maintenance	36,51,853	21,89,832
Total	1,06,12,976	75,66,850
<u>Schedule - 12</u>		
<u>POWER AND FUEL</u>		
(a) Electricity Charges	31,12,679	30,68,852
(b) Generator Expenses	3,55,445	3,91,727
Total	34,68,124	34,60,579

NEHRU INSTITUTE OF TECHNOLOGY, COIMBATORE
SCHEDULE ANNEXED TO INCOME & EXPENDITURE ACCOUNT

Particulars	Year ended	
	31.03.2018	31.03.2017
	₹	₹
<u>Schedule - 13</u>		
<u>COMMUNICATION EXPENSES</u>		
(a) Postage & Telephone	45,459	1,48,357
(b) Internet Expenses	4,70,038	6,66,935
Total	5,15,497	8,15,292
<u>Schedule - 14</u>		
<u>GENERAL EXPENSES</u>		
(a) Office and Other Expenses	6,92,224	4,14,157
(b) Membership Fee	36,570	59,428
(c) Lab Consumables	66,559	61,339
(d) Insurance Paid	6,52,808	9,97,547
(e) Travelling Expenses	98,120	39,899
(f) Security Charges	17,95,381	15,74,453
(g) Fees Receivables Write Off	6,09,350	11,09,600
(h) Consultancy Charges	50,475	18,149
(i) Sundry Creditors Write off	-	701
Total	40,01,487	42,75,273