

2)


**NEHRU INSTITUTE OF TECHNOLOGY, COIMBATORE**  
**BALANCE SHEET**

Particulars	Schedule	As at	
		31.03.2017	31.03.2016
		₹	₹
<b>1 SOURCE OF FUNDS</b>			
[1] <b>CAPITAL</b>			
(a) Capital	1	17,10,04,092	17,57,24,709
[2] <b>LOAN</b>			
Secured Loan	2	7,61,723	32,52,018
[3] <b>TRUST ACCOUNT</b>		5,47,46,596	2,78,06,154
[4] <b>CURRENT LIABILITIES</b>			
(a) Sundry Creditors	3	39,35,789	12,52,518
(b) Other Liabilities	4	46,72,296	57,04,210
		86,08,085	69,56,728
<b>Total</b>		<b>23,51,20,496</b>	<b>21,37,39,610</b>
<b>2 APPLICATION OF FUNDS</b>			
[1] <b>FIXED ASSETS</b>	5	21,14,02,999	19,88,00,089
[2] <b>CURRENT ASSETS</b>			
(a) Sundry Debtors	6	1,53,54,327	82,86,300
(b) Cash & Bank Balances	7	78,07,195	61,73,461
(c) Deposits, Loans and Advances	8	5,55,975	4,79,760
		2,37,17,497	1,49,39,521
<b>Total</b>		<b>23,51,20,496</b>	<b>21,37,39,610</b>

As per our report of even date annexed  
For Bindu Suresh Kumar & Associates  
Chartered Accountants

For and on behalf of the Trust

E.Sureshkumar  
Partner M.No: 55395

  
Managing Trustee

  
Trustee

Place : Coimbatore  
Date : 12.07.2017

(15-16)

**NEHRU INSTITUTE OF TECHNOLOGY, COIMBATORE**  
**INCOME & EXPENDITURE ACCOUNT**


Particulars	Schedule	Year ended	
		31.03.2017	31.03.2016
		₹	₹
<b>INCOME</b>			
(a) Fees Received			
(b) Interest received		9,42,64,896	10,37,74,411
(c) Miscellaneous Income		3,06,493	2,07,761
<b>A Total Income (a to d)</b>		<b>2,42,108</b>	<b>57,650</b>
		<b>9,48,13,497</b>	<b>10,40,39,822</b>
<b>EXPENSES</b>			
(a) Employees Benefits	9	4,67,87,250	4,66,35,341
(b) Students Welfare	10	1,16,25,463	1,00,80,835
(c) Repairs & Maintenance	11	75,66,850	86,45,910
(d) Printing and Stationery		12,99,813	9,94,531
(e) Power and Fuel	12	34,60,579	31,31,831
(f) Approval and Affiliation Fees		5,12,523	4,62,500
(g) Communication Expenses	13	8,15,292	2,52,369
(h) Subscription and Periodicals		5,86,814	3,90,410
(i) General Expenses	14	42,75,273	32,61,596
(j) Interest and Bank Charges		2,26,916	6,29,624
(k) Depreciation		2,23,77,341	2,23,59,755
<b>B Total Expenditure (a to k)</b>		<b>9,95,34,114</b>	<b>9,68,44,703</b>
<b>EXCESS OF INCOME OVER EXPENDITURE (A-B)</b>		<b>(47,20,617)</b>	<b>71,95,119</b>


As per our report of even date annexed  
For Bindu Suresh Kumar & Associates  
Chartered Accountants

For and on behalf of the Trust



E. Sureshkumar  
Partner M.No: 055395

  
Managing Trustee

  
Trustee

Place : Coimbatore  
Date : 12.07.2017

**NEHRU INSTITUTE OF TECHNOLOGY, COIMBATORE**  
**SCHEDULES ANNEXED TO BALANCE SHEET**

Particulars		As at	
		31.03.2017	31.03.2016
		₹	₹
<b>Schedule - 1</b>			
<b>CAPITAL</b>			
(a)	Opening Balance	17,57,24,709	16,85,29,590
	Add : Excess of Income over Expenditure	(47,20,617)	71,95,119
	<b>Total</b>	<b>17,10,04,092</b>	<b>17,57,24,709</b>
<b>Schedule - 2</b>			
<b>SUNDRY CREDITORS</b>			
(a)	Sundaram Finance Ltd	7,61,723	32,52,018
	<b>Total</b>	<b>7,61,723</b>	<b>32,52,018</b>
<b>Schedule - 3</b>			
<b>SUNDRY CREDITORS</b>			
(a)	Almech Enterprises	-	49,299
(b)	ASI Sales Pvt Ltd	1,50,000	1,50,000
(c)	Amba Hardwares	1,34,786	-
(d)	Anamallais Agencies	7,803	-
(e)	Skywalk Media	7,622	-
(f)	VPS Enterprises	1,09,725	96,836
(g)	Kings Industries	5,05,140	5,05,140
(h)	Shubham Hardwares	40,780	3,600
(i)	Perfect Agencies	1,55,019	1,55,019
(j)	Arihant Drawing Stores	-	41,520
(k)	Gee Tech Fire Solution	-	79,795
(l)	Gems Publishers	-	34,650
(m)	Kumar Metal & Plastics	-	1,04,214
(n)	Quality Machinery Suppliers	7,805	7,805
(o)	Sri Krishna Hitech Publishing Company Pvt Ltd	-	24,640
(p)	Sri Vinayaga Catering Service	1,59,064	-
(q)	Bharath Sanchar Nigam Ltd	1,29,087	-
(r)	Crossfields Water Purifier	27,900	-
(s)	In-Sync Solutions	2,50,193	-
(t)	Kamala Electricals	29,362	-
(u)	Microsystems	92,295	-
(v)	Paras Ceramics	7,99,346	-
(w)	Pooja Marbles	2,44,948	-
(x)	Raja Glass & Plywoods	22,676	-
(y)	Seedz	1,26,850	-
(z)	Shankar Timber Mart	45,900	-
(aa)	Shanthi Water Supply	17,850	-
(ab)	Sys Tech	9,100	-
(ac)	Aravind Water Supply	23,400	-

**NEHRU INSTITUTE OF TECHNOLOGY, COIMBATORE**  
**SCHEDULES ANNEXED TO BALANCE SHEET**

Particulars		As at	
		31.03.2017	31.03.2016
		₹	₹
(ad)	Kings Windows Inc.,	3,12,402	-
(ae)	Suvi Industries	26,736	-
(af)	Visanthi & Co	5,00,000	-
	<b>Total</b>	<b>39,35,789</b>	<b>12,52,518</b>
<b>Schedule - 4</b>			
	<u>OTHER LIABILITIES</u>		
(a)	Salary Payable	33,96,499	37,37,561
(b)	Scholarship Payable	2,62,019	12,25,900
(c)	TDS Payable	93,900	2,04,300
(d)	ESI Payable	6,268	7,127
(e)	EPF Payable	18,709	-
(f)	Electricity Payable	1,92,822	2,16,422
(g)	First Graduate Scholarship	65,500	2,00,000
(h)	Retention	6,36,579	1,12,900
	<b>Total</b>	<b>46,72,296</b>	<b>57,04,210</b>
<b>Schedule - 5</b>			
	<u>FIXED ASSETS</u>		
(a)	Gross Block	23,37,80,340	22,11,59,844
	Less : Depreciation	2,23,77,341	2,23,59,755
	<b>Total</b>	<b>21,14,02,999</b>	<b>19,88,00,089</b>
<b>Schedule - 6</b>			
	<u>SUNDRY DEBTORS</u>		
(a)	Fees Receivable	1,53,54,327	82,86,300
	<b>Total</b>	<b>1,53,54,327</b>	<b>82,86,300</b>
<b>Schedule - 7</b>			
	<u>CASH &amp; BANK BALANCES</u>		
(a)	Cash in Hand	21,62,424	78,125
	<u>In Current Account</u>		
(b)	Syndicate Bank	5,81,691	10,95,336
	<u>Fixed Deposit</u>		
(c)	Syndicate Bank	50,63,080	50,00,000
	<b>Total</b>	<b>78,07,195</b>	<b>61,73,461</b>

**NEHRU INSTITUTE OF TECHNOLOGY, COIMBATORE**  
**SCHEDULE - 5 - FIXED ASSETS FOR THE YEAR ENDED 31.03.2017**

SL NO	PARTICULARS	WDV AS ON 01.04.2016	ADDITIONS		DELETION	TOTAL	RATE	DEPRECIATION		TOTAL	WDV AS ON 31.03.2017
			BEFORE SEPT	AFTER SEPT				UP TO SEPT	AFTER SEPT		
1	LAND	96,83,558	-	-	-	96,83,558	-	-	-	-	96,83,558
2	BUILDING ACADEMIC BLOCK	3,57,28,844	12,12,771	51,006	-	3,69,92,621	10%	36,94,162	2,550	36,96,712	3,32,95,909
3	BUILDING JIT	9,23,04,356	1,83,66,241	-	-	11,06,70,597	10%	1,10,67,060	-	1,10,67,060	9,96,03,537
4	AIR CONDITIONER	5,42,639	30,774	-	-	5,73,413	10%	57,341	-	57,341	5,16,072
5	CAMERA	1,93,274	-	-	-	1,93,274	10%	19,327	-	19,327	1,73,947
6	ELECTRIALS EQUIPMENTS	31,36,020	1,44,368	802	-	32,81,190	10%	3,28,039	40	3,28,079	29,53,111
7	EPABX	44,077	-	-	-	44,077	10%	4,408	-	4,408	39,669
8	FAX MACHINE	2,972	-	-	-	2,972	10%	297	-	297	2,675
9	FURNITURE	1,37,42,876	3,54,681	5,25,062	-	1,46,22,619	10%	14,09,756	26,253	14,36,009	1,31,86,610
10	LAB EQUIPMENTS	1,22,85,238	80,854	2,77,073	-	1,26,43,165	10%	12,36,609	13,854	12,50,463	1,13,92,702
11	LIBRARY BOOKS	46,66,674	2,94,160	-	-	49,60,834	10%	4,96,083	-	4,96,083	44,64,751
12	OHP	81,198	94,800	-	-	1,75,998	10%	17,600	-	17,600	1,58,398
13	SPORTS ITEM	15,77,024	38,300	27,615	-	16,42,939	10%	1,61,532	1,381	1,62,913	14,80,026
14	WATER PURIFIER	3,09,092	91,108	69,085	-	4,69,285	10%	40,020	3,454	43,474	4,25,811
15	XEROX MACHINE	34,258	-	-	-	34,258	10%	3,426	-	3,426	30,832
16	KITCHEN EQUIPMENTS	5,12,505	-	8,71,870	-	13,84,375	10%	51,251	43,594	94,845	12,89,530
17	TELEVISION	16,245	-	-	-	16,245	10%	1,625	-	1,625	14,620
18	BOREWELL	5,10,700.00	-	-	-	5,10,700	10%	51,070	-	51,070	4,59,630
19	FIRE EQUIPMENT	7,58,694	-	-	-	7,58,694	10%	75,869	-	75,869	6,82,825
20	PROJECTOR	-	-	2,50,193	-	2,50,193	10%	-	12,510	12,510	2,37,683

21	GYM EQUIPMENTS	8,13,806	-	-	8,13,806	10%	81,381	-	81,381	-	7,32,425
	[A]	17,69,44,050	2,07,08,057	20,72,706	19,97,24,813	-	1,87,96,856	-	1,89,00,492	-	18,08,24,321
22	BUS	1,45,47,372	-	-	1,45,47,372	15%	21,82,106	-	21,82,106	-	1,23,65,266
23	CAR	11,39,862	9,26,172	-	11,01,034	15%	1,65,155	-	1,65,155	-	9,35,879
24	MACHINERY AND TOOLS	31,80,326	-	-	31,80,326	15%	4,77,049	-	4,77,049	-	27,03,277
25	UPS	3,90,475	-	-	3,90,475	15%	58,571	-	58,571	-	3,31,904
26	GENERATOR	4,03,480	-	-	4,03,480	15%	60,522	-	60,522	-	3,42,958
27	PRINTER	-	23,250	-	23,250	15%	3,488	-	3,488	-	19,762
28	R O PLANT	18,09,879	-	-	18,09,879	15%	2,71,482	-	2,71,482	-	15,38,397
	[B]	2,14,71,394	9,49,422	-	2,14,55,816	-	32,18,373	-	32,18,373	-	1,82,37,443
29	COMPUTER	3,84,645	-	92,295	4,76,940	60%	2,30,787	27,689	2,58,476	27,689	2,18,464
	[C]	3,84,645	-	92,295	4,76,940	-	2,30,787	27,689	2,58,476	27,689	2,18,464
	BUILDING WORK IN PROGRESS										
30	BUILDING CANTEEN BLOCK	-	42,11,230	79,11,541	1,21,22,771	-	-	-	-	-	1,21,22,771
	[D]	-	42,11,230	79,11,541	1,21,22,771	-	-	-	-	-	1,21,22,771
	GRAND TOTAL [A+B+C]	19,88,00,089	2,58,68,709	1,00,76,542	23,37,80,340	-	2,22,46,016	27,689	2,23,77,341	27,689	21,14,02,999



**NEHRU INSTITUTE OF TECHNOLOGY, COIMBATORE**  
**SCHEDULE ANNEXED TO INCOME & EXPENDITURE ACCOUNT**

Particulars	Year ended	
	31.03.2017	31.03.2016
	₹	₹
<b>Schedule - 9</b>		
<b>EMPLOYEES BENEFITS</b>		
(a) Salary	4,63,02,910	4,62,06,943
(b) ESIC	55,906	49,805
(c) EPF	1,30,122	57,735
(d) Staff Welfare	2,98,312	3,20,858
<b>Total</b>	<b>4,67,87,250</b>	<b>4,66,35,341</b>
<b>Schedule - 10</b>		
<b>STUDENTS WELFARE</b>		
(a) Award & Prizes	5,000	1,63,750
(b) Celebration Expenses	15,26,753	10,15,851
(c) Seminars / Workshop	12,62,144	12,14,999
(d) Sports Expenses	3,65,792	1,95,000
(e) Students Transportation	63,48,146	48,32,756
(f) Student Welfare	6,29,558	9,98,243
(g) Placement Expenses	-	7,46,536
(h) Nehru Vigyan Scholarship	11,14,100	7,19,300
(i) Insurance	1,64,970	1,94,400
(j) Industrial Visit	2,09,000	-
<b>Total</b>	<b>1,16,25,463</b>	<b>1,00,80,835</b>
<b>Schedule - 11</b>		
<b>REPAIRS &amp; MAINTENANCES</b>		
(a) Building Maintenance	1,49,871	15,17,840
(b) House Keeping	14,24,953	12,09,655
(c) Computer Maintenance	57,115	10,220
(d) Garden Maintenance	2,64,645	5,62,500
(e) Generator Maintenance	-	60,093
(f) Repairs & Maintenance	34,80,434	31,21,072
(g) Vehicle Maintenance	21,89,832	21,64,530
<b>Total</b>	<b>75,66,850</b>	<b>86,45,910</b>
<b>Schedule - 12</b>		
<b>POWER AND FUEL</b>		
(a) Electricity Charges	30,68,852	24,47,725
(b) Generator Expenses	3,91,727	6,84,106
<b>Total</b>	<b>34,60,579</b>	<b>31,31,831</b>



**NEHRU INSTITUTE OF TECHNOLOGY, COIMBATORE**  
**SCHEDULE ANNEXED TO INCOME & EXPENDITURE ACCOUNT**

Particulars	Year ended	
	31.03.2017	31.03.2016
	₹	₹
<b>Schedule - 13</b>		
<b>COMMUNICATION EXPENSES</b>		
(a) Postage & Telephone	1,48,357	74,896
(b) Internet Expenses	6,66,935	88,973
(c) Website Expenses	-	88,500
<b>Total</b>	<b>8,15,292</b>	<b>2,52,369</b>
<b>Schedule - 14</b>		
<b>GENERAL EXPENSES</b>		
(a) Office and Other Expenses	4,14,157	1,51,137
(b) Membership Fee	59,428	1,91,460
(c) Lab Consumables	61,339	85,971
(d) Insurance Paid	9,97,547	8,46,494
(e) Travelling Expenses	39,899	1,90,584
(f) Security Charges	15,74,453	14,72,280
(g) Admission Expenses	-	36,571
(h) Rates & Taxes	-	3,07,099
(i) Fees Receivables Write Off	11,09,600	-
(j) Consultancy Charges	18,149	-
(k) Sundry Creditors Write off	701	-
<b>Total</b>	<b>42,75,273</b>	<b>32,61,596</b>